




CONVERTING A VL3350 DISC/DRUM VALVE TO A VL3359 DISC/DISC VALVE




Locate the black rubber cap on the end of the valve



Remove the black rubber plug and unscrew the brass nut



Slide out the steel valve assembly as one unit and discard



Coat brass plug threads using 2-part epoxy cement (Permatex #84109 recommended). Install plug and allow cement to cure per instructions on package.

MASTER POWER BRAKES
888-533-1199