




DB1721PD
DISC KIT, 58-64 DROP SPINDLES POWER (CHEVY)
PARTS LIST



PARTS LIST

- A) (2) RT141201 ROTOR, 79-91 CAMARO 11" USED ON DROP SPINDLES
- B) (2) CA402021 CALIPERS 78-81 GM SINGLE
- C) (2) HWA3 BEARING, OUTER
- D) (2) HWA6 BEARING, INNER
- E) (2) HW8871 SEAL, ROTOR
- F) (2) HW4002 CAP, DUST 53.2MM/2 3/32
- G) (1) HW1701K SPINDLE NUT/ WASHER KIT
 - (2) 12R100PCOZ COTTER PIN, 1/8 X 1"
 - (2) HW615005 WASHER, SPINDLE ORG. GM
 - (2) HW615065 NUT, SPINDLE GM
- H) (1) HS5157K HOSE KIT, 18" HOSES 10MM
 - (2) HS5157 HOSE, 18" 10MM HOSE
 - (4) HW21206 WASHER, COPPER USED FOR METRIC HOSE BOLT
 - (2) HW5155 10MM METRIC BOLT COURSE
- I) (1) SP5864D DROP SPINDLES, 58-64 CHEVY FULL SIZE (A PAIR) ← → (NOT SHOWN)

DB1721PD
CONTINUED



PARTS LIST (CONT.)

- J) (1) BM1721D BOOSTER/MC, 8", 55-64 CHEVY DISC/ DRUM (SEE BM1721D PARTS LIST)
- K) (1) VL3360K VALVE KIT, W/ FITTINGS
 - (1) 25C175HCS5Z 1/4 X .175 BOLT
 - (1) 25CNNEZ 1/4 COURSE NYLOCK NUT
 - (1) BR1261N BRACKET, VALVE, UNIVERSAL
 - (2) HW105-3 NUT, 3/16 TUBE 3/8-24 THD
 - (1) HW106-3 PLUG, 3/16"
 - (2) HW106-4 PLUG, INVERTED STEEL 1/4" O.D.
 - (1) HW115-37 NUT, 3/16 TUBE 7/16-24 THD RED
 - (1) HW115-38 NUT, 3/16 TUBE 1/2-20 THD BLACK
 - (1) HW115-39 NUT, 3/16 TUBE 9/16-18 THD OLIVE
 - (1) HW1709 PLUG, SWITCH, COMBO VALVE
 - (1) HW210-43 ADAPTOR, BRASS 7/16-3/8M
 - (2) HW300-3 COUPLER 3/16
 - (2) HW300-4 COUPLER 1/4
 - (2) HW300-5 COUPLER 1/2
 - (1) HW3359 PLUG, COMBO VALVE, 4 WHEEL DISC
 - (1) HW702-3 T-FITTING 3/16 X 3/16 X 3/16
 - (1) VL3350 VALVE, COMBO, DISC / DRUM

MASTER POWER BRAKES 888-533-1199